
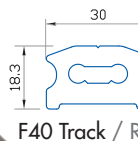

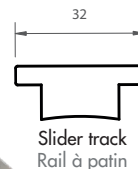



TRACK PARTS / COMPOSANTS DE RAIL

Part number / Réf.	Description / Désignation
TRACK / RAIL	
1 SLIDER TRACK / RAIL A PATIN	
33511.174.555	TRACK 32X5,5 SILVER ANO LG 6M, FOR SLIDER, TO POP (< 40') RAIL 32X5,5 ANO INCO LG 6M, A PATIN, A RIVETER (< 40 PIEDS)
33511.744.963	TRACK 32X5,5 SILVER ANO LG 6M, FOR SLIDER, TO SCREW (> 40') RAIL 32X5,5 ANO INCO LG 6M, A PATIN, A VISSER (>40 PIEDS)
1 F40 BALL TRACK / RAIL A BILLE F40	
45002.154.033	TRACK F40 ANO LG 3,4M TO SCREW / RAIL F40 ANO LG 3.4M À VISSER
ACCESSORIES / ACCESSOIRES	
2 TRACK END STOPS / BUTEES DE RAIL	
33513.000.021	FOR TRACK 32X5, WITH SCREWS / POUR RAIL 32X5,5, AVEC VIS
45011.000.015	FOR TRACK F40, WITH SCREWS / POUR RAIL F40, AVEC VIS
3 BLOCKS FOR UP & DOWN / POULIES DE RAIL DE TANGON POUR VA ET VIENT	
33513.000.016	BLOCK FOR TRACK 32 x 5,5 (S STEEL) / POULIE / BUTEE DE RAIL 32 x 5,5 (INOX)
33513.000.017	BLOCK FOR TRACK F40 (S STEEL) / POULIE / BUTEE DE RAIL F40 (INOX)
SLIDERS & BELLS / COULISSEAUX & CLOCHES	
4 5 6 SEE NEXT PAGE - VOIR PAGE SUIVANTE	



335 1300 0021



335 1300 0016

■ Vertical stowage system on the mast:
Stainless steel stowage strap + wedge

■ Stockage vertical du tangon sur le mât :
Étrier inox + cale



335 1540 8732



7 S/S STRAP / ÉTRIER INOX	
33515.408.733	S/S COMPLETE STRAP (middle size) / ÉTRIER INOX COMPLET (modèle standard) S330 - S400 - S510 - S622 - S830 - S1060 - S1210 - S1395 - S365E - S560E - S760E - S980E - S1420E
33515.000.045	S/S COMPLETE STRAP (large size) / ÉTRIER INOX COMPLET (gros modèle) S1540 - S1630 - S1980E - S2100 - S3410 - S3800E
8 WEDGE (Depending on pole ø) / CALE (selon ø tangon)	
33515.408.732 (on track / sur rail)	DELRIN WEDGE for ø 100 max Spi pole / CALE DELRIN pour tangon ø 100 maxi (S330- S400- S510 - S622 - S830- S1060 - S1210 - S1395 - S1540 - S1630 - S365E - S560E - S760E - S980E - S1420E)
33515.408.011 (on mast /sur mât)	DELRIN WEDGE for ø 100 max Spi pole / CALE DELRIN pour tangon ø 100 maxi (S2100 - S3410 - S3800E)
33515.000.066 (on track / sur rail)	DELRIN WEDGE for ø 135 max Spi pole / CALE DELRIN pour tangon ø 135 maxi (S1540 - S1630 - S1980E - S2100 - S3410)