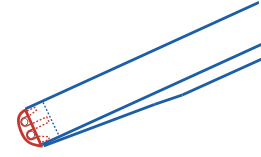


TYPE OF SPREADER TIPS / TYPES D'EMBOUS

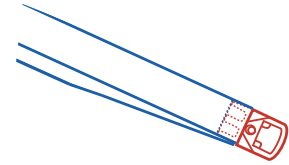
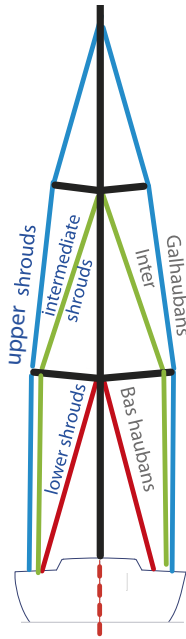
■ The type of spreader tip depends on the configuration of the rigging (continuous or discontinuous).

■ Le type de gréement, continu ou discontinu, détermine le type d'embout qui sera adapté.



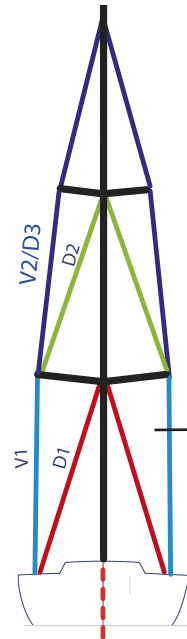
For continuous Rigging
Pour gréement continu

Continuous Rigging
Gréement Continu



For discontinuous rigging
Pour gréement discontinu

Discontinuous Rigging
Gréement discontinu



CONTINUOUS TIPS / EMBOUTS CONTINUS

BF2 tips / Embouts BF2




Ref. 32602030055

BF3 & BF4 TIPS / Embouts BF3 & BF4

- Simplified fitting : assembly by self-tapping screw
- Material : Polyamide PA12 + glass fiber

- Montage simplifié : assemblage par vis auto-taraudeuse
- Matière : Polyamide PA12 + fibre de verre




BF5 tips / Embouts BF5

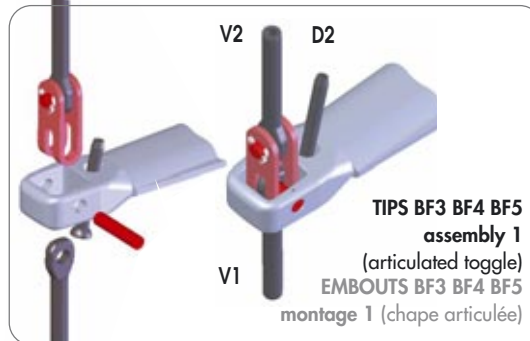
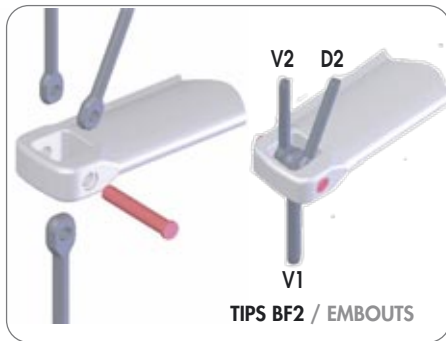
BF N°	COMPLETE REF. (with screw) RÉF. COMPLÈTE (avec vis)		MAXI WIRE CÂBLE MAXI	SINGLE TIP (RECONSTITUED) EMBOUT SEUL (RECONSTITUE)	PART 1 PARTIE 1	PART 2 PARTIE 2	SCREW VIS		DIM.	
				A	B	C	D	Qt	X	
BF2	Tapered / Avec rétreint	32602030055	∅ 5 mm	32602030050	-	-	28606408009	1	3	
BF3	Non tapered / Sans rétreint	32603132085	∅ 8 mm	32603010000	Cannot be sold separately		28606604025	1	9	
BF3	Tapered / Avec rétreint	32603133085		32603011000	Ne peut être vendu séparément		28606604025	1		
BF4	Non tapered / Sans rétreint	32604132105	∅ 10 mm	32604010000	Cannot be sold separately		28606604025	1	13	
BF4	Tapered / Avec rétreint	32604133105		32604011000	Ne peut être vendu séparément		28606604025	1		
BF5	Tapered / Avec rétreint	32605030145	∅ 14 mm	-	32605030143	32605040143	28604006055 + nut / + écrou 28600506000	1	11	

EMBOUS DISCONTINUS / DISCONTINUOUS SPREADER TIPS

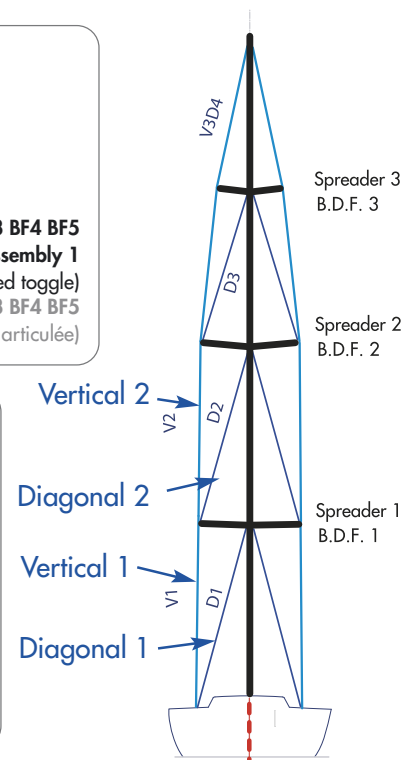

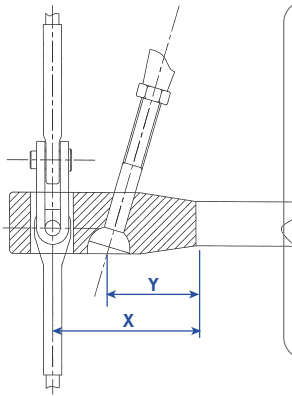
■ **Discontinuous spreader tips** allow a good articulation of the different parts of the wire. The diagonals attachment is very close to the verticals in order to avoid a negative lever effect. Our discontinuous tips can accept wire, compact strand or rod standing riggings without any modification.



■ **Les embouts de barres de flèche discontinus** assurent une bonne articulation des différents segments de câble. L'accrochage des diagonaux est très proche des verticaux afin d'éviter l'effet "bras de levier". Ils peuvent indépendamment recevoir sans modification des gréements câble, compact strand, ou rod.



Dimensions X - Y		
	X	Y
BF2	18	-
BF3	54	20
BF4	62	20
BF5	67	22



	COMPLETE PART NUMBER REFERENCE COMPLÈTE	MAXI WIRE Câble maxi	PIN/ AXE		PIN ASSEMBLY FIXATION DE L'AXE		TIP EMBOUT	TIP ASSEMBLY FIXATION DE L'EMBOUIT		
			DIAM. Ø (mm)	PART NUMBER REFERENCE	TYPE	PART NUMBER REFERENCE		NYLSTOP NUTS ECROU INDES.	SCREW VIS	Qt
BF2	32602010085	V1 Ø 5 mm V2 Ø 4 mm	Ø 8 mm	40020208045	Split ring anneau brisé	28809000018	32602010083	28600505000	28601305025	1
BF3	32603010105	V1 Ø 6 mm V2 Ø 5 mm	Ø 10 mm	40020310056	Cotter pin goupille fendue	28803032400	32603010103	28600506000	28604006040	1
	32603010125	V1 Ø 8 mm V2 Ø 7 mm	Ø 12 mm	40020312056			32603010123			1
	32603010145	V1 Ø 10 mm V2 Ø 8 mm	Ø 14 mm	40020314056			32603010143			1
BF4	32604010125	V1 Ø 8 mm V2 Ø 7 mm	Ø 12 mm	40021312078	Cotter pin goupille fendue	28803032450	32604010163	28600506000	28604006045	1
	32604010145	V1 Ø 10 mm V2 Ø 8 mm	Ø 14 mm	40020314078			32604010143			1
	32604010165	V1 Ø 10 mm V2 Ø 8 mm	Ø 16 mm	40020316078			32604010163			1
	32604010185	V1 Ø 12 mm V2 Ø 10 mm	Ø 18 mm	40020318078			32604010183			1
BF5	32605010165	V1 Ø 10 mm V2 Ø 8 mm	Ø 16 mm	40020316105	Screw + nut vis + écrou	28600205055 + 28600505000	32605010203	28600506000	28604006055	1
	32605010185	V1 Ø 12 mm V2 Ø 10 mm	Ø 18 mm	40020318105			32605010183			1
	32605010205	V1 Ø 14 mm V2 Ø 12 mm	Ø 20 mm	40020320105			32605010203			1
	32605010225	V1 Ø 14 mm V2 Ø 12 mm	Ø 22 mm	40020322105			32605010223			1
	32605010255	V1 Ø 16 mm V2 Ø 14 mm	Ø 25 mm	40020320105 + 40502025072			32605010203			1

BF6 : contact us / BF6 : nous consulter