




STANDARD WITH JAMMERS
STANDARD AVEC CAMES




STANDARD REEF
RIS STANDARD



CONTINUOUS REEF
RIS CONTINU



FOR BOOM OF FURLING MASTS
POUR BÔME DE MÂT ENROULEUR



COMPLETE INBOARD BOOM ENDS / EMBOUTS DE BÔME AVANT COMPLETS

BOOM SECTIONS SECTIONS BÔMES	EQUIPMENT / PART NUMBERS - ÉQUIPEMENT / REFERENCES					
	3 sheaves / réas		4 sheaves / réas			2 sheaves / réas
	+ 3 jammers + 3 cames	Continuous Reef Ris continu	+ 4 jammers + 4 cames 1	Standard Reef Ris standard 2	Continuous reef Ris continu 3	For furling mast Pour mât enrouleur 4
F36	37010.000.365	37010.000.360				
F60			37010.000.605	37010.000.600	37010.000.606	37013.000.605
F125			37010.001.255	37010.001.250	37010.001.256	37013.001.255
F220			37010.002.205	37010.002.200	37010.002.206	37013.002.205
F550			37010.005.505	37010.005.500		37013.005.505
F810-F1700			37010.008.105	37010.008.100	37010.008.107	37013.008.105
F3400 (welded/soudé)			37014.134.005	37010.034.005	37015.034.005	37014.134.015