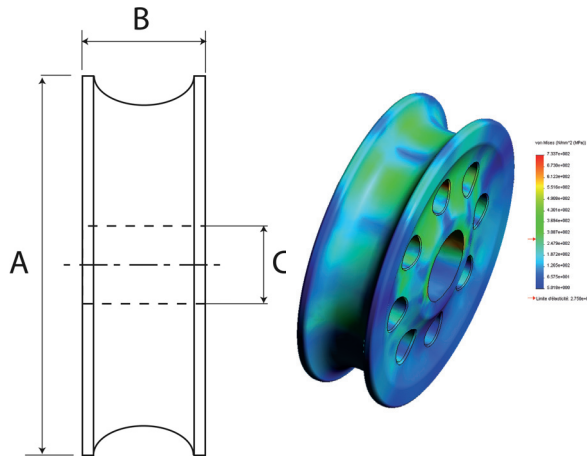


INJECTED SHEAVES			
A	B	C	∅ max advice halyard
27	10	8	6
30	10	8	6
40	10	8	6
40	15	10	8
48	12,5	10	8
50	14,5	10	10
60	14,5	10	12
60	18,5	12	12
85	15	22	14
85	19,5	16	14
85	20	22	14

MACHINED SHEAVES			
A	B	C	∅ max advice halyard
35	15	10	8
36	10	8	8
40	10	8,5	8
40	17	10	8
48	17	10,5	10
48	17	14,2	10
50	13,5	10,2	10
50	16	12,1	10
60	12,5	10,5	10
60	12,5	12,5	10
60	14,5	10,2	12
60	15	12,5	12
60	19	12,5	12
60	20	12,5	12
67	16	12,5	14
65	21	18,5	14
70	14	35,7	14
80	15	12	14
80	19,5	16,5	14
80	21	12,2	14
85	19	22,5	14
90	16	14	14
90	21	18,5	14
110	21	18,5	16
140	21	20,5	16

TRIED AND TESTED SHEAVES



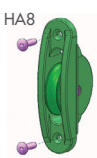
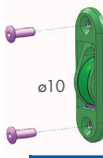
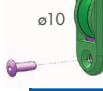

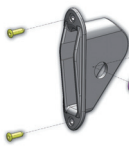

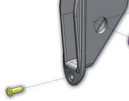


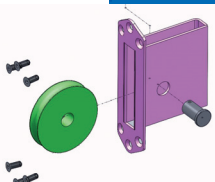
■ Sheaves

The sheaves have been chosen after a series of software, chemical, and mechanical tests, ensuring their durability.

SHEAVEBOXES

■ Sheaveboxes

Several sizes and various options are offered to you (plastic, aluminium, stainless steel...).

Type of sheaveboxe	Textile diameter (mm)	External dimensions (mm) (A x B)
Plastique		
 HA8	∅10	75 x 25
 HA8 plastic ∅8	∅8	104 x 28
 HA08 alu ∅ 8	∅ 8	104 x 23
 HA4409 ∅ 10	∅ 10	106 x 17
Aluminium		
	∅14	115 x 34
	∅14 reinforced	115 x 34
	∅12 Single Perf.	85 x 22
	∅16	158 x 40
	∅16 reinforced	158 x 40
Stainless steel		
	∅14	166 x 55

